



PMA Vision

The Connection
to the Future

Simplifying Progress

SARTORIUS

The PMA Vision Workflow

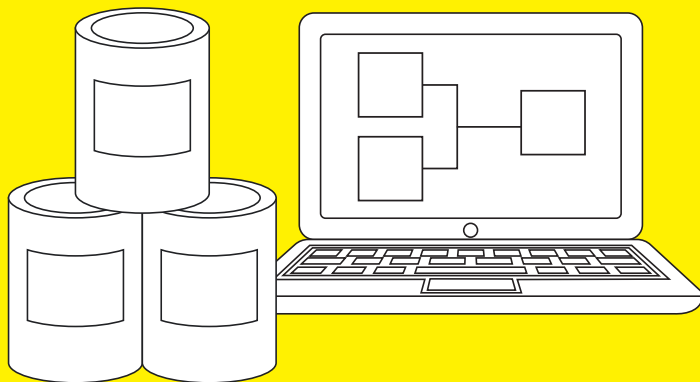
Welcome to the future in paint mixing: PMA Vision Mixing Station from Sartorius will greatly simplify your daily work process. Speed up your color search and order processing with a Web-based software solution.

Mixing jobs can be easily and comfortably managed with mobile devices, such as a tablet or smart phone. Jobs can be sent to the PMA Vision and managed from any device on the network.

Using the new internal mixing module of the PMA Vision, jobs are stored locally right on the scale, and can operate independently without a connection to a dedicated PC based mixing software.

Detailed results from the jobs are stored in the scale when the job is complete, and can be retrieved later for automatic stock control, VOC tracking, other reporting, etc.


Online Color Database



Data Transfer

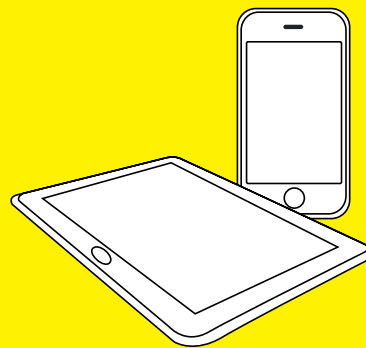


Bodyshop




Color retrieval

- Spectro
- Web-based color software




Job coordination

- Mobile devices




Automatic stock control

- Utilize job results



Paint mixing process

- Integrated mixing module
- Independent from color software



Installation of multiple scales in a network

The PMA Vision Features – Your Benefits

The integrated mixing modul allows the PMA Vision to independently process mixing jobs from an internal job list:

- No dedicated PC | Terminal in the mixing area needed
- Smaller investment
- Lower installation costs
- Mixing process does not need to be supported by color software

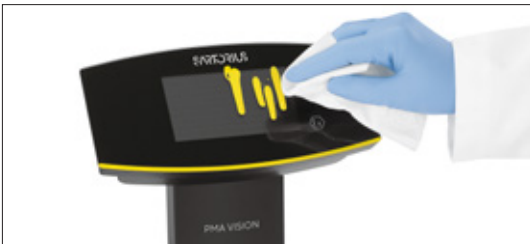
The job results from the PMA Vision can be used to:

- Evaluate the accuracy of the recipes in the database
- Monitor the paint usage at the point of use to automate your paint stock control.
- Check correct recipe processing

The new connection concept of PMA Vision enhances the control over the paint cycle and significantly reduces the total cost of ownership.

Clean Work Environment

- Plane, solvent-resistant glass display and stainless steel weighing pan for easy cleaning



- Spillage-protected interface at the back of the head





- In-use covers for display, column and weighing pan to prevent stains



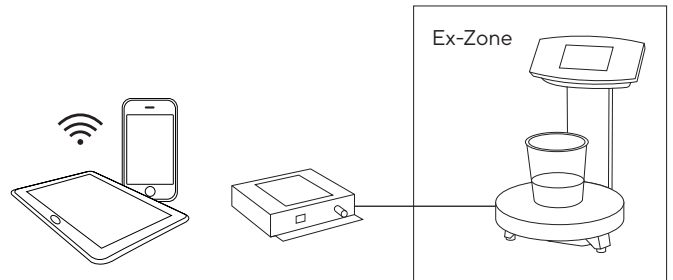
Simple Installation

One-cable installation

- Within the hazardous area, PMA Vision requires only one cable. This simplifies the installation and reduces costs.

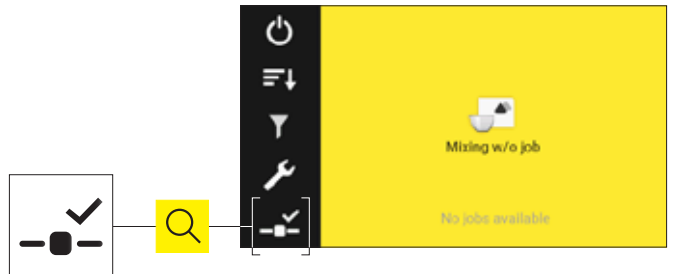
Connectivity

- One or multiple PMA Vision units can be integrated by IP address into your IT infrastructure to increase efficiency.



Connection Status

- You can easily check the current connection status shown by the bottom icon. For example, a checkmark indicates that the connection is active.




The Mix Process – The Yellow Line

The PMA Vision with integrated mixing module and internal job queue makes dedicated PCs within or outside the mixing room needless. The PMA Vision processes the complete mixing task independently from any PC or terminal.

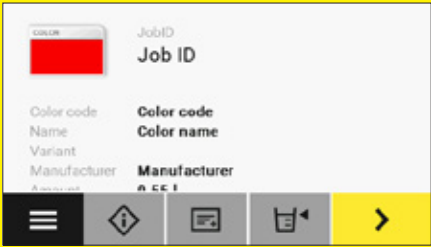
Choose your job from a list of up to 50 optional variable | fixed jobs or 50 fixed formulations.

An intuitive user interface like the PMA Vision mixing guide keeps your mixing processes easy and efficient.






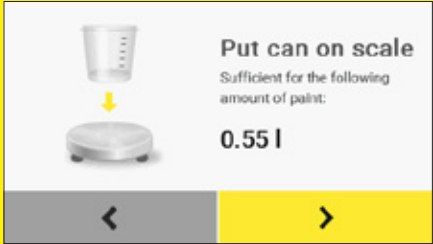
2. Start the mix
press the yellow START key



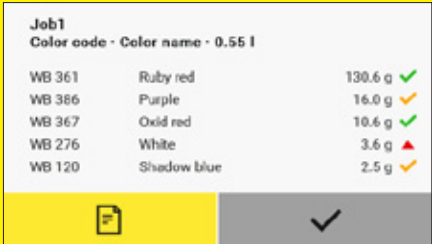
1. Select a job
Job list with up to 50 jobs or
50 fixed formulations



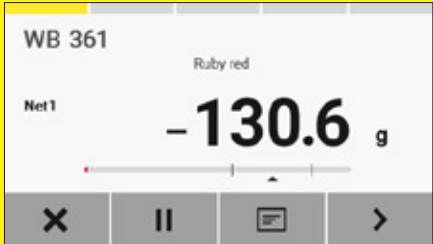
3. Put can on scale
After auto tare move forward -
press the yellow key



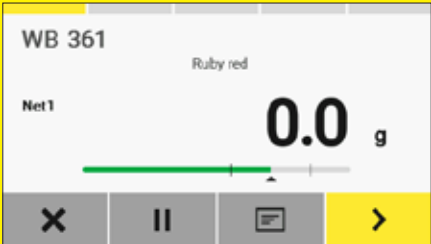
6. Get the mixing result
The Job is completed - press the
yellow key



4. Fill in first component
Fill in the components down to zero



5. Reach the tolerance range
Next component - press the
yellow key



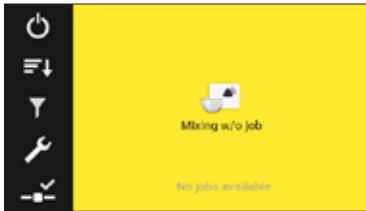


Internal Applications

Other built-in applications include overpour recalculation and factor weighing, (for different can sizes) Unit toggling, Polyrange functionality, Display Lock, as well as the ability to mix without a job (stand-alone mode).

Mixing w/o job

In addition to the job list, you have the option to work in stand-alone mode. This feature can be blocked in the setup using the Lock function to prevent the scale from unauthorized use.



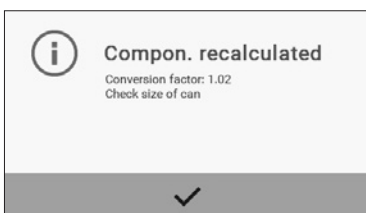
Calculation factor

Factor calculation to adapt a recipe to any desired can size.



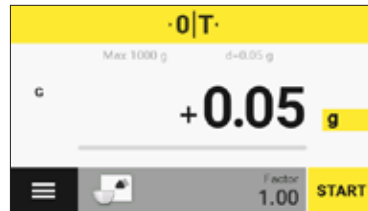
Recalculation

Recalculation functionality in case of over-pouring a component.



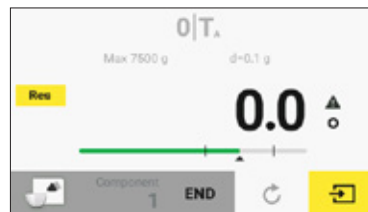
Dual-Range

The resolution of 0.1 g can be manually switched to 0.05 g for a range of up to 999.95 g. The fine range can be used up to the maximum capacity through taring.



Bargraph

Bargraph as dosing assistance or capacity indicator



Extended Features

The extended features like the lock function, password settings or theft protection will protect your property. Individual settings and selection of calibration value will make your daily work activity even more comfortable.



User associated job management

Clearly defined User ID's can be assigned to each authorized mixer.



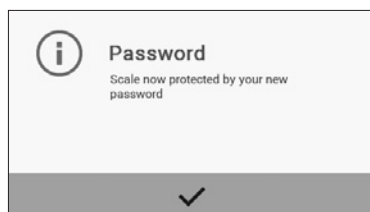
Lock function for unauthorized usage

To avoid unauthorized usage just disable the "mixing w/o job" application in the scale setup



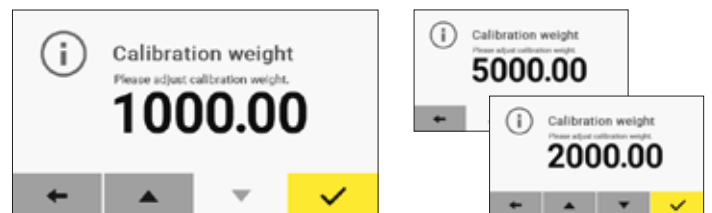
Setup protected by Password

Protect your individual menu setting with your own user-defined password.



External calibration

The scale can be calibrated externally with 1 kg, 2 kg or 5 kg.



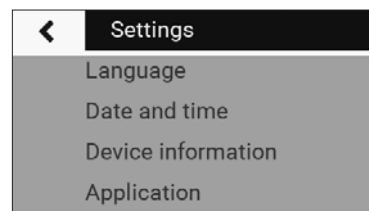
Theft protection

Fixation point on the back



Intuitive setup

Multiple language selections allow for an easy and intuitive setting of the menu.



Functional Accessories

Keep your PMA Vision working like new for the longest time: with covers to protect your scale from paint stains and weights to recalibrate it. Different cable lengths enable flexible installation to accommodate specific conditions for equipment setup.

In-Use covers

In-use cover for display (set of 10)	YDC03PMA10
In-use cover for column (set of 10)	YDC03PMA-CO10
In-use cover for weighing pan (set of 10)	YDC03PMA-WP10



Cables

Link cable to converter, length 10 m (32.8 ft.)	YCC01-0052M10
Link cable to converter, length 20 m (65.6 ft.)	YCC01-0052M20
Link cable to converter, length 30 m (98.4 ft.)	YCC01-0052M30
Grounding cable, 2 m (6.5 ft.)	YCC01-X046M2
USB cable, length 5 m (16.4 ft.)	YCC01-0040M3



Power supply

USB power plug 5.2 VDC 1400 mA	YEPS01-USB
AC-adapter set (US, EU, UK)	YEPS01-PS1
AC- adapter set (AU, ZA, BR, AR)	YEPS01-PS6
AC- adapter set (IN, KR, CN)	YEPS01-PS7



Calibration weights

External calibration weight 1 kg (class F2)	YCW614-AC-00
External calibration weight 1 kg (class F2) with DAKKS certificate	YCW614-AC-02
External calibration weight 2 kg (class F2)	YCW624-AC-00
External calibration weight 2 kg (class F2) with DAKKS certificate	YCW624-AC-02
External calibration weight 5 kg (class F2)	YCW654-AC-00
External calibration weight 5 kg (class F2) with DAKKS certificate	YCW654-AC-02



Technical Data

Metrological data

Capacity	7,500 g
Readability	0.1 g
Tare range (subtractive)	-7,500 g
Allowable operating temperature	5 ... 40 °C (41 ... 104°F)
External calibration weight	1, 2, 5 kg (class F2 or better)

Dimensions | Weight

Weighing pan (Ø)	233 mm
Housing (W × D × H)	233 × 321 × 341 mm
Net weight	approx. 2.4 kg

Power supply

Power supply	Power plug YEPS01-USB
Input voltage power consumption	5 VDC 2 W typ.
Ex-link converter	Energy limiting unit included

Approval Ex zone 1 | Class I, Div. 1

IECEX	Ex ib IIB T4 Gb
ATEX	II 2G Ex ib IIB T4 Gb
FM (USA)	IS CL I, DIV 1, GP C, D T4; CL I, Zone 1, AEx ib IIB T4
FM (CAN)	Ex ia CL I, DIV 1, GP C, D T4; Zone 1, Ex ib IIB T4

Approval Ex zone 2

IECEX	Ex ic IIB T4 Gc
ATEX	II 3G Ex ic IIB T4 Gc

IP protection

Dust and water protection rating in accordance to EN 60529 IEC 60529:	IP40
---	------

Communication

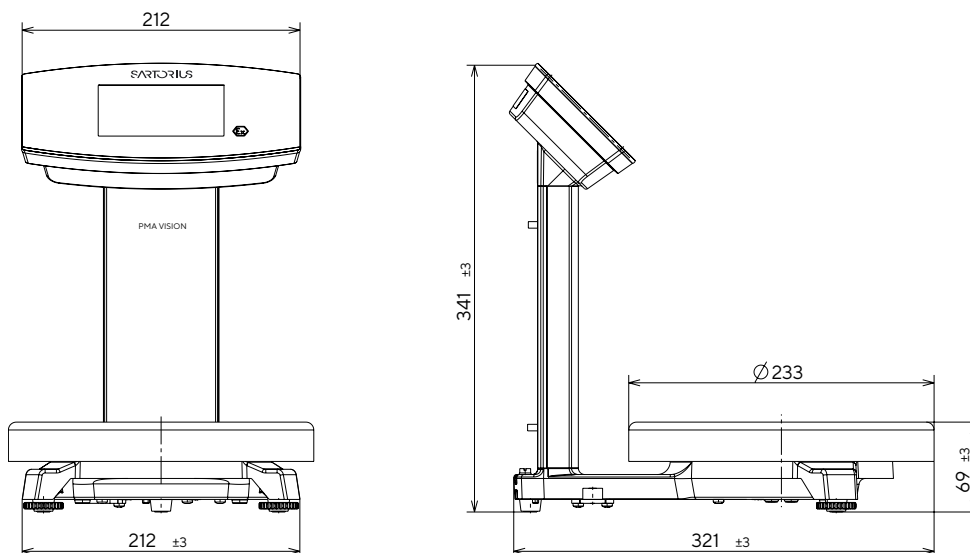
Data output	Ethernet 10 100 Mbit, Full or Half duplex
Format	XML- or JSON

Internal application

- Integrated mixing module with internal job queue (50 jobs or 50 fixed formulations)
- Recalculation (correction of over-pours)
- Calculation by factor (0.25 – 5.0)
- Dual range 0.05 g (up to 999.95 g)
- Mixing w/o job recipe processing (absolute, additive)
- Hardware test and communication symbol

User interface

- Process flow developed together with painters
- High resolution graphic display
- Bargraph as dosing assistance or capacity indicator
- Text menu in 16 languages




Germany

Sartorius Lab Instruments GmbH & Co. KG
Otto-Brenner-Strasse 20
37079 Goettingen
Phone +49 551 308 0

USA

Sartorius Corporation
565 Johnson Avenue
Bohemia, NY 11716
Phone +1 631 254 4249
Toll-free +1 800 635 2906

 For further contacts, visit
www.sartorius.com