



sartorius

## Picus® NxT Electronic Pipettes Ergonomic, Efficient, & Safe



turning science into solutions

# Picus® NxT Electronic Pipettes

## Excel in Ergonomics, Efficiency, and Safety

Are you looking for the following qualities in a pipette and are not willing to compromise?

- Comfortable to hold and reduces the risk of strain injuries
- Conforms to the strictest lab regulations
- Speeds up your work
- Helps you to achieve accurate results time after time

If the answer is yes, then Picus® NxT should be your choice. It meets all of these requirements with its inherited, superior design of the award-winning Picus® and with its added certification and novel safety features for conformance to the strictest lab regulations.



### Be Kind to Your Hand

- Uniquely lightweight (weighs only 100 grams) and streamlined design for effortless pipetting
- Conveniently located soft-touch operating button and electronic tip ejection help minimize muscle strain
- Comfortable handle design and finger hook mean the Picus® NxT rests lightly in your hand





## Conform to Lab Regulations

- Certificate of accredited 3-point calibration (ISO 17025 and ISO 8655) conforms to the strictest regulations
- Maintenance and calibration reminders alert you when service is required
- Advanced password protection for settings and pipetting protocol memory
- Possibility to lock the pipette, when its use is to be prevented, e.g. in case of contamination

## Speed Up Your Work

- The unique adjustment wheel provides extremely quick volume setting and menu navigation
- The extensive range of pipetting modes, from diluting and titrating to serial dispensing, makes pipetting tasks quick and easy
- User-definable protocols speed up routine pipetting sequences
- Intuitive user interface with a range of language options: English, French, German, Russian, and Chinese

## Achieve Reliable Results

- Electronic piston control and brake guarantee accurate and precise pipetting results, regardless of user skill level
- Repeated blow-out function helps dispense every last droplet, ensuring complete sample recovery
- Unique plate tracker increases reliability in microwell plate dispensing
- Safe-Cone Filters provide cost-effective contamination prevention

# Be Kind to Your Hand

## Ergonomics Is Important!

Pipetting is one of the most common tasks performed in a laboratory on a daily basis. Studies show that more than 40% of lab professionals suffer from pipetting-related disorders.\* In addition to causing discomfort, hand or arm injuries limit working performance and may therefore impact accuracy, precision, and the reliability of results.

This is why we at Sartorius take pipetting ergonomics and your well-being extremely seriously. Excellent ergonomics is always a priority in our pipette designs. Simply put, this means that you can use our pipettes in a comfortable posture and with minimal muscle power.

Our Picus® NxT and Picus® pipette families are perfect examples of ergonomic pipette design. Exceptionally compact and lightweight, these pipettes are designed to ease your workload and protect you from repetitive strain injury (RSI).

The operating buttons are located close together, within comfortable reach of the thumb for both right and left-handed users. The one-touch, feather-light electronic tip ejection helps minimize muscle strain during pipetting. The comfortable handle and finger hook design enables the pipette to rest lightly in your hand, with no need to grip the handle tightly.

Try it out for yourself and feel the difference!

|| It's amazing that an electronic pipette can be this light - only 100 grams.



# Conform to Lab Regulations

## 3-Point Calibration Certificate

Having pipettes calibrated in compliance with ISO 17025 is essential for all laboratories that depend on the quality and reliability of results. Every Picus® NxT is delivered with a certificate of accredited 3-point calibration (ISO 17025 and ISO 8655) as standard.

An ISO 17025 accredited pipette calibration guarantees that:

- all measurements are traceable to national and international methods and standards.
- uncertainty can be precisely split into what is due to pipette performance and what to the process.
- the laboratory issuing the calibration certificate has been approved by independent experts and authorities (for example, DaKKS, UKAS, A-Class, COFRAC, JCSS, FINAS, or Rosstandart).

The ISO 8655 standard specifies the requirements for pipettes and pipette calibration laboratories. In accordance with this standard, Picus® NxT calibration is performed using reliable measurement equipment and procedures.

**||** Every Picus® NxT comes with a certificate of accredited 3-point calibration as standard.

## Two-level Password

Separate administrator and user profiles in Picus® NxT prevent unauthorized modifications to pipette settings and can be used to restrict usage to specific individuals or groups. This feature ensures that your work is done according to regulations and laboratory guidelines – every time. Passwords are an optional feature and can be left unactivated when extra protection is not necessary.

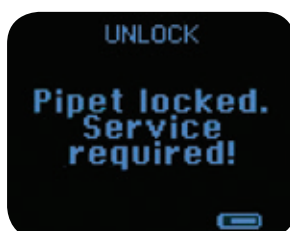
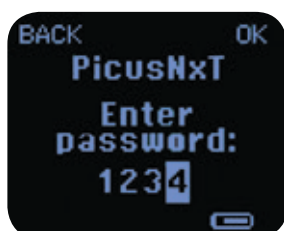
## Pipette Locking

No more sticky notes stating "Do not use, waiting for service!". With the pipette locking feature you can prevent the pipette from being used when it is awaiting service or cleaning, for example. If password protection is enabled, the administrator password is required to unlock the pipette.

## Service and Calibration Reminders

As precision instruments, pipettes must be serviced and calibrated regularly, according to GLP guidelines and ISO standards. The Picus® NxT can be programmed with service and calibration reminders according to time and/or cycle intervals.

Maintaining and calibrating your pipettes regularly is critical to ensure the quality and accuracy of your results.

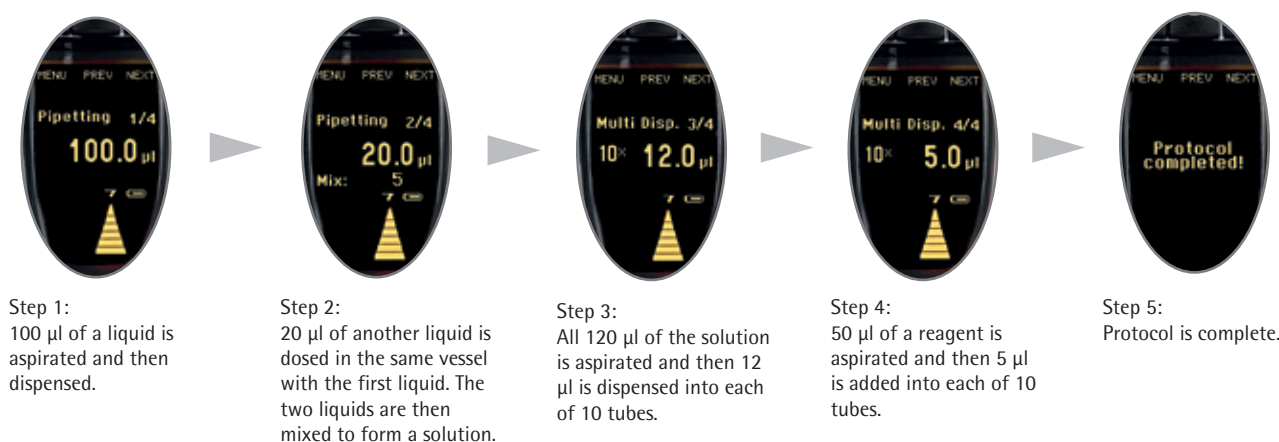


# Speed Up Your Work

## User-Definable Pipetting Protocols

Many pipette users use several modes in sequence to complete their task. With the Picus® NxT pipette you can create custom pipetting protocols for carrying out complex pipetting series. This makes work more efficient by eliminating the need to change modes and volume settings several times during a series.

Protocols are stored in the Picus® NxT memory. Once the protocol is selected, the entire workflow can be carried out simply by using the operating button. You can save up to three protocols of up to 10 steps each. Below is an example.



Step 1:  
100 µl of a liquid is aspirated and then dispensed.

Step 2:  
20 µl of another liquid is dosed in the same vessel with the first liquid. The two liquids are then mixed to form a solution.

Step 3:  
All 120 µl of the solution is aspirated and then 12 µl is dispensed into each of 10 tubes.

Step 4:  
50 µl of a reagent is aspirated and then 5 µl is added into each of 10 tubes.

Step 5:  
Protocol is complete.

## Pipetting Modes

To save time and effort, the Picus® NxT has a total of nine pipetting modes for various pipetting needs. One of the most popular is Multi-Dispensing, which speeds up repetitive dispensing on microwell plates. If you want to time the dispensings and only press the operating button once to save using your thumb, then choose Auto-Dispensing. Multi-Aspiration can be used for emptying microwell plates quickly and easily. By combining pipetting modes with advanced functions you can find the perfect functionality for your specific application.

### Pipetting Modes

#### Advanced Functions (ADV)\*

	Tracker	Mixing	Counter	Excess Volume Adjustment	Auto-Dispensing	Repeated Blow-out	Fast Dispensing
Pipetting	✓	✓	✓			✓	
Reverse Pipetting	✓	✓	✓	✓			
Manual Pipetting	✓					✓	
Multi-Dispensing	✓	✓		✓	✓		
Diluting	✓	✓				✓	
Sequential Dispensing	✓			✓			
Multi-Aspiration	✓					✓	
Titrate	✓						✓
Protocols**	✓	✓		✓	✓	✓	✓

\* Advanced functions are used in conjunction with the pipetting mode.

\*\* The availability of advanced functions varies according to the pipetting mode selected.

# Achieve Reliable Results

## Repeated Blow-out

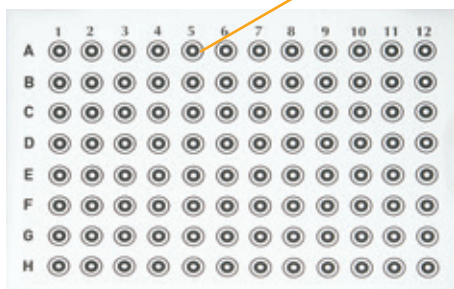
Sometimes, the last few droplets of liquid remain stubbornly in the tip after dispensing - especially if they are viscous. This can be a problem when handling tiny amounts of liquid where every drop counts in getting accurate results. With expensive reagents, you also want to recover all droplets.

The Repeated Blow-out functionality of Picus® NxT solves this problem. It allows you to repeat the blow-out as many times as needed to empty the tip completely. Repeated Blow-out can be used in conjunction with Pipetting, Manual Pipetting, Diluting, and Multi-Aspiration pipetting modes, and in protocols when using these modes.



## Microwell Plate Tracker

When pipetting on microwell plates, it's easy to lose track. When handling small volumes of colorless liquid in particular, it can be hard to tell which wells have been filled and which have not. Picus® NxT has a built-in tracker for 96 and 384-well plates to guide the user to pipette into the correct wells. This improves both efficiency and the reliability of the results. The microwell plate tracker function can be optionally used in conjunction with Pipetting, Reverse Pipetting, and Multi-Dispensing modes, when one of the modes is selected.



## Ordering Information

### Picus® NxT

Order Code	Channels	Volume Range (µl)	Safe-Cone Standard	Filters Plus	Optifit Tips* (µl)	SafetySpace Filter Tips* (µl)
LH-745021	1	0.2-10	-	-	10	10
LH-745041	1	5-120	721008	721018	200, 350	120
LH-745061	1	10-300	721007	721017	350	300
LH-745081	1	50-1000	721006	721016	1000	1000
LH-745101	1	100-5000	721005	721015	5000	-
LH-745111	1	500-10000	721005	721015	10 000	-
LH-745321	8	0.2-10	-	-	10	10
LH-745341	8	5-120	721008	721018	200, 350	120
LH-745361	8	10-300	721007	721017	350	300
LH-745391	8	50-1200	721006	721016	1200	1200
LH-745421	12	0.2-10	-	-	10	10
LH-745441	12	5-120	721008	721018	200, 350	120
LH-745461	12	10-300	721007	721017	350	300
LH-745491	12	50-1200	721006	721016	1200	1200

\* Low Retention Tips are available in volumes up to 1200 µl  
All pipettes are supplied with a universal charger (EU, UK, US, JPN, KOR, AUS, and CHN plugs)

### Picus® Charging Options

Picus® NxT electronic pipettes can be charged with a 1-place charging stand, a 4-place charging carousel, or a direct-charging USB cable. With the USB cable you can continue pipetting while the unit is being charged. The compact design of the 4-pipette charging carousel is ideal for saving bench space in the laboratory. It features a rotating head that provides easy access to the desired unit.

### Pipette Stands

Order Code	Item
730981	Charging Stand for one pipette
730991	Charging Carousel for 4 pipettes
725620	Linear Stand (non-charging)

Charging stands are supplied with a universal charger (EU, UK, US, JPN, KOR, AUS, and CHN plugs)



#### USA

**Sartorius Corporation**  
5 Orville Drive  
Bohemia, NY 11716

Phone 800.635.2906  
leadsna@sartorius.com  
www.sartorius.us

#### Canada

**Sartorius Canada, Inc.**  
2179 Dunwin Drive #4  
Mississauga, ON L5L 1X2

Phone +1.905.569.7977  
leadsna@sartorius.com  
www.sartorius.com

#### Sartorius Biohit Liquid Handling Oy

Laippatie 1  
00880 Helsinki, Finland

Phone +358.9.755.951  
Fax +358.9.755.95.200  
www.sartorius.com

#### Sartorius Lab Instruments GmbH & Co. KG

Weender Landstrasse 94-108  
37075 Goettingen, Germany

Phone +49.551.3080  
Fax +49.551.308.3289  
www.sartorius.com

