

January 16, 2013

Scale up With Sartobind STIC[®] PA Pico

Miniaturized Scalable Format for Process Developers

Dr. Ricarda Busse, Dr. Miyako Hirai, Dr. Carsten Voss

Sartorius Stedim Biotech GmbH, August-Spindler-Straße 11, 37079 Göttingen, Germany

Correspondence

E-Mail: ricarda.busse@sartorius.com, miyako.hirai@sartorius.com, carsten.voss@sartorius.com

Introduction

Sartobind STIC[®] PA capsules with 4 mm bed height are disposable membrane chromatography devices for polishing of biomolecules in biotechnological production processes.

Sartobind[®] pico (0.08 mL bed volume) is the smallest format in the Sartobind[®] family. The pico has the same 4 mm bed height as the manufacturing scale capsules and scalability was tested through the following parameters:

- Protein binding
- Impurity removal (DNA, endotoxin, host cell protein, bacteriophages)
- Flow rate

The entire Sartobind STIC[®] PA capsule family is listed in the following table:

Membrane volume (MV) and void volume of Sartobind STIC® PA 4 mm capsules

Sartobind STIC® PA 4 mm	Membrane volume [mL]	Nominal void volume [mL]	Nominal void volume [MV]
pico*	0.08	0.4	5
nano	1	3.5	3.5
mini	10	32	3.2
5"	75	200	2.7
10"	200	540	2.7
20"	400	1,080	2.7
30"	600	1,600	2.7
Jumbo	2,500	7,000	2.8

*Pico has a larger void volume compared to larger devices. After screening with pico, binding capacity and flow rate have to be determined with corresponding nano 1 mL capsules. The nano capsules support linear scale-up to larger devices.

Summary

The aim of this study was to examine whether the Sartobind STIC® PA pico meets the requirements. All runs were performed with the same membrane lot. The results show that all application requirements are met.

Results

Before testing binding capacities, devices were sanitized with 1 M NaOH for 30 min at 10 MV/min. Basic buffer was 150 mM NaCl 20 mM Tris/HCl pH 7.3 (+/- 0.1). After sanitization pH value was checked. The flow rate for all process steps was 10 MV/min. Lot: pico 201102D, nano 119803163, 10" 119803263



1. Binding of Bovine Serum Albumin (BSA)

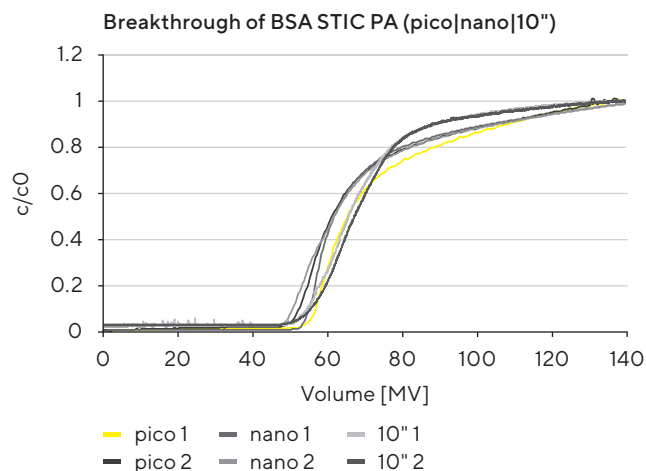
Method

- 100 MV Equilibration
- 150 MV Load with BSA in buffer (1 mg/mL)
- 100 MV Wash
- 100 MV Elution with 1 M NaCl in buffer

Dynamic binding capacity at 10% breakthrough:

Device	[mg/cm ²]	Average [mg/cm ²]	Average [mg/mL]
pico 1	1.53		
pico 2	1.40		
pico 3	1.40		
pico 4	1.33	1.41	51.3
nano 1	1.47		
nano 2	1.35	1.41	51.3
10"	1.42		
10"	1.45	1.44	52.4

Breakthrough curves:



Comparable performance with larger devices

2. Binding of DNA

Method

- 100 MV Equilibration
- 150 MV Load with Salmon Sperm DNA in buffer (0.1 mg/mL)

Dynamic binding capacity at 10% breakthrough:

Device	[mg/cm ²]	Average [mg/cm ²]	Average [mg/ml]
pico 1	0.25		
pico 2	0.26		
pico 3	0.25		
pico 4	0.25	0.25	9.1
nano 1	0.22		
nano 2	0.24	0.23	8.4

3. Endotoxin Removal

Method

Endotoxin: LONZA LPS E.coli
 Lysate chromogenic: Charles River endosafe Endochrome-K
 β-Glucan blocker: LONZA

- Additional cleaning procedure with NaOH to destroy present endotoxin in the system
- 200 MV Water
- 300 MV Equilibration
- 150 MV Load with Endotoxin in buffer (109 EU/mL)
- Sampling after 50, 100 and 150 MV

Determination of the Log Reduction Value:

Volume [MV]	pico 1	pico 2	pico 3	pico 4	nano 1	nano 2
50	> 3.96	> 3.96	2.92	> 3.96	> 3.96	> 3.96
100	> 3.96	> 3.96	> 3.96	> 3.96	> 3.96	> 3.96
150	> 3.96	> 3.96	> 3.96	> 3.96	> 3.96	> 3.96

Comparable performance with larger device

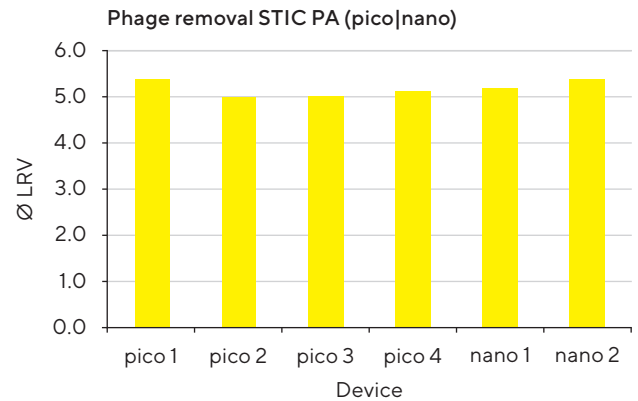
4. Phage Removal

Method

- 300 MV Equilibration
- 150 MV Load with Phage ΦX174 in buffer (~1.5 × 10⁷ PFU/mL)
- Sampling after 100 and 150 MV

Determination of the Log Reduction Value:

Volume [MV]	pico 1	pico 2	pico 3	pico 4	nano 1	nano 2
100	5.4	5.1	5.1	5.3	5.2	5.5
150	5.5	4.9	4.8	5.1	5.3	5.3
Average	5.4	5.0	5.0	5.2	5.3	5.4



Comparable performance of pico with nano device

5. Breakthrough Behavior With Host Cell Protein

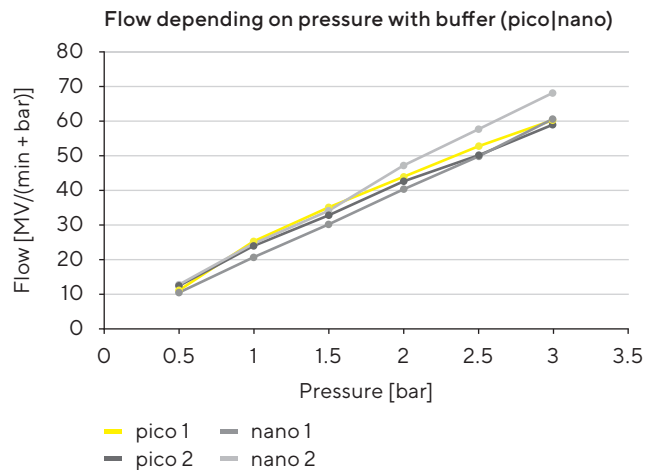
Method

- 100 MV Equilibration
- 100 MV Load with HCP diluted 1 : 50

Binding:

Device	Binding [mAu × MV]	Average
pico 1	2262.00	
pico 2	2711.00	
pico 3	2636.00	
pico 4	2652.00	2565.25
nano 1	2474.00	
nano 2	2454.00	2464.00

6. Flow Rate



Flow rate >10 MV/(min × bar)

Germany

Sartorius Stedim Biotech GmbH
August-Spindler-Strasse 11
37079 Goettingen
Phone +49 551 308 0

USA

Sartorius Stedim North America Inc.
565 Johnson Avenue
Bohemia, NY 11716
Toll-Free +1 800 368 7178

For further contacts, visit
www.sartorius.com